

TOSHIBA



TOSHIBA LIFESTYLE CATALOGUE 2022/2023

SMALL APPLIANCES



IH LOW SUGAR RICE COOKER

Every Grain matters with new Toshiba IH Low-Sugar Rice Cooker series.



Tasty And Healthy Low-Sugar Rice

TOSHIBA IH Low Sugar Rice Cooker provides you the healthy and tasty rice that helps you feel full and energetic longer without extra snacking, thus brings effortless weight control and healthy daily diet.

A diabetic

Fitness trainer

On diet

- 3D IH Heating
- 3mm 7-layer Binchotan Non Stick Coated Inner Pot
- Stylish Glass Touch Panel with LED
- 304 Food Grade Stainless Steel Basket for Healthy Rice
- Detachable Inner Lid and Steam Vent for Easy Cleaning

Low Sugar Rice, More Healthier

Low sugar rice is healthier rice which an option for diabetics, fitness trainer or people on diet.



*For RC-18ISPMY only

17 Pre-Programmed Menu*

Glass LED touch panel.

Powerful Induction Heating:
1300W powerful induction heating for faster and tastier rice.

Sugar-removing Basket:
Innovative sugar-removing basket effectively reduces the unhealthy digestive starch from rice by up to 41%* while still retaining nutrients

Optimal Simmering Process:
With the precise temperature and time, the rice is cooked for just right. It increases up to 79%** resistant starch that can have positive health effects.

Tasty and Healthy Rice
Beneficial for weight control and help you feel full naturally.

Remove the unhealthy digestive starch by up to **41%***

Increase resistant starch by up to **79%****

*The unhealthy starch removal data 41% mentioned above only for model 18IS1P; 35% for model 10IR1P
Tested by world's leading SGS verification

**The healthy starch removal data 79% mentioned above only for model 18IS1P; 58% for model 10IR1P

Effortlessly Healthier Cooking

TOSHIBA




3mm 7-layer Inner Pot for Fluffy Rice

Super thick with 7-layer inner pot transfers the heat evenly to deliver the fluffy and tasty rice



Micro-Pressure Valve For Nutrient Boosting

Under 300 PA micro-pressure, the valve not only releases steam and pressure effectively, but also helps sustain continuous boiling to boost the best nutrients.



Japanese Binchotan Charcoal Coated Pot

Incorporates high quality Japanese oak layer in the pot to balance the moisture and maximize the taste of perfect cooking



3D Heating

Uniform cooking to cook the rice thoroughly for best results



YouTube

Part 1



YouTube

Part 2



Model : RC-18ISPMY (1.8 Litre)



Non-stick Coating



Detachable Inner Lid



3mm Thick Pot



Glass LED Touch Panel



IH Heating



17 Menu



3D Heating



Model : RC-10IRPMY (1.0 Litre)



Non-stick Coating



Detachable Inner Lid



3mm Thick Pot



Glass LED Touch Panel



IH Heating



8 Menu



3D Heating

BINCHODIGITAL RICE COOKER

Every Grain matters with new Toshiba BinchoDigital series.

Binchodigital


Inspired by the Japanese Takumi spirit of perfection, we use the finest quality Binchotan from Japan Kishu-Wakayama.

It is produced at a extremely high temperature at 1200°C and ancient Japanese process, which is superior due to the combination of the best quality Japanese Oak and the traditional unique craftsmanship. Thanks to the far-infrared radiation produced by the charcoal, the rice are evenly cooked and sealed enhancing the natural flavor. We combined science and art to create this digital program that closely follows an ideal heating curve, allowing rice to sufficiently absorb moisture, be balanced and boiled without starch loss and swelling damage.

The result is the fluffy rice we all love.

Preset Timer

With 24 hours smart preset timer, you can cook brown rice, soup, congee, rice without worry about time is running out.




11 Dedicated Cooking Menus For Versatility



Perfect From Top To Bottom

Powered by DualHeat Technology

Unlike many mechanical rice cookers, heating is achieved from bottom and the top for a better cooking result. All that so you can have an all-around fluffy rice.



8-layer Bincho Charcoal Inner Pot (4.0mm)



Model : RC-18DR1NMY (1.8 Litre)



Top And Bottom Heating



Detachable Steam Vent



Detachable Inner Lid



Non-stick Coating



Quick Cook



LED Display



11 Modes



Automatic Keep Warm

TOSHIBA

HONATSUKAMA DIGITAL RICE COOKER

Every Grain matters with new Toshiba Honatsukama Digital Rice Cooker.



Homecooking Made Easier

by The Boosted Essential Digital Functions Toshiba digital rice cooker series provides multiple easy cook functions including "QUICK COOK" that helps prepare recipes in 30 minutes or less. Auto keep warm function that helps retain freshness in rice for up to 6 hours and preset timer that you can use to decide the time you want to keep rice or soup ready.



5-layer Non-stick Coating Inner Pot (2.2mm)




Detachable Inner Lid

Easy removable inner lid for cleaning at ease.



RC-18DH1NMY (1.8 Litre)







- | | | |
|---|---|--|
|  Cake Function |  Detachable Steam Vent |  Detachable Inner Lid |
|  Non-stick Coating |  Quick Cook |  LED Display |
|  11 Modes |  Automatic Keep Warm | |



RC-10DH1NMY (1.0 Litre)



- | | | |
|---|---|--|
|  Cake Function |  Detachable Steam Vent |  Detachable Inner Lid |
|  Non-stick Coating |  Quick Cook |  LED Display |
|  11 Modes |  Automatic Keep Warm | |

DIGITAL RICE COOKER



Forged Thick Pot

The forged thick pot is made using Toshiba's special method. The 60° circular base easily transmits uniform heat in the same way as Japan's famous Hagama Pot by creating a great water convection to carry heat efficiently to the heart of every single grain of rice.

4mm 4-layer Hagama Pot

Toshiba's exclusive forged thick pot is 4mm thick. The pot makes the rice cooker both a heat conductor and capacitor for each and every grain of rice and cooks quickly and evenly.

Surrounding Heat System

A triple heater heats the inner pot from the bottom, side and top, to evenly transmit heat, for perfectly-cooked meals.

Dew Proof Keep Warm Heater

Heater surrounds the edge of inner pot, evenly heat and prevent the dew which tend to make rice watery.



Built-in Clock

Handy and convenient, the built-in clock enables you to easily set the exact time for meals to be cooked.



Detachable Steam Vent

Steam vent can be removed and washable.



Detachable Inner Lid

Inner lid is detachable for easy cleaning and beehive-shaped is specially designed to detect the presence of steam after cooking.



Model : RC-18NMFIM (1.8 Litre)



Build In Clock



Top And Bottom Heating



Detachable Steam Vent



11 Modes



4mm Thick Pot



Surrounding Heat System



Detachable Inner Lid



Automatic Keep Warm



Non-stick Coating



Quick Cook



LED Display

TOSHIBA

JAR RICE COOKER

Easy Cooking Tasty Rice

Simple and easy use Toshiba rice cooker make the rice preparation effortless and time-saving. The non-stick coated inner pot and the detachable inner lid that facilitate cleaning to the fullest.



Vapour Holder



Detachable Inner Lid
For easy cleaning



Bi-directional Heating*
For uniform heating

*For RC-18JR1NMY only



Model : RC-18JH1NMY (1.8 Litre)



Uniform Heating



Auto Keep Warm



For 8-10 Persons



Non-stick Coating



Easy Cleaning



Model : RC-18JR1NMY (1.8 Litre)



Uniform Heating



Auto Keep Warm



For 8-10 Persons



Non-stick Coating



Easy Cleaning



CONVENTIONAL RICE COOKER



Model : RC-T10CEMY(GD) (1.0 Litre)
Model : RC-T18CEMY(GD) (1.8 Litre)



One Button to Start Work



Auto Keep Warm



Inner Pot Alloy Aluminum Super Reinforced



Non-stick Coating



Model : RC-T10CEMY(GY) (1.0 Litre)
Model : RC-T18CEMY(GY) (1.8 Litre)



One Button to Start Work



Auto Keep Warm



Inner Pot Alloy Aluminum Super Reinforced



Non-stick Coating



Model : RC-T28CEMY(GY) (2.8 Litre)



One Button to Start Work



Auto Keep Warm



Inner Pot Alloy Aluminum Super Reinforced



Non-stick Coating



PRODUCT SPECIFICATIONS



SPECIFICATIONS

Series	IH Low Sugar Rice Cooker		Digital Rice Cooker			
Model	RC-10IRPMY	RC-18ISPMY	RC-18DR1NMY	RC-10DH1NMY	RC-18DH1NMY	RC-18NMFIM
Capacity (L)	1.0	1.8	1.8	1.0	1.8	1.8
Voltage (V)	220-240		220-240	220-240		220-240
Frequency (Hz)	50/60		50/60	50/60		50/60
Keep Warm (Hour)	12		12	6		12
Heater Power						
Ratings (W)	1000	1300	780-928	605-720	760-904	750
Lid Heater	Yes		Yes	-		Yes
Body						
Color	Silver & Black		Gold & Black	White & Silver		White & Silver
Material	Steel + Plastic		Steel + Plastic	Plastic		Plastic
Inner Pot						
Inner Coat	Japan Binchotan Charcoal Non-stick Coating		Japan Binchotan Charcoal Non-stick Coating	Black Non-stick Coating		Black Non-stick Coating with Aluminium Alloy
Outer Coat	Black Paint		Black Paint	Black Paint		Heat-resistant Paint
Layers	7		8	5		4
Dimple Honey-comb	-		-	Yes		-
Thickness (mm)	3.0		4.0	2.2		4.0
Inner Lid						
Material	Stainless Steel 304		Aluminum	Aluminum		Aluminum
Detachable	Yes		Yes	Yes		Yes
Detachable Vent	Yes		Yes	Yes		Yes
Steam Vent	Plastic Cover		Plastic Cover	Plastic Cover		Plastic Cover
Operation Area						
Control Panel	Glass Touch Panel + LED		Press Button + LED	Press Button + LED		Press Button + LED
Timer (Hour)	24 (pre-set), Clock		24 (pre-set), Delay	24 (pre-set), Delay		24 (pre-set), Clock
Quick Cook (min)	Approx 18		Approx 30	Approx 30		Approx 30
Number of Programs	9	17	11	11		11
Healthy Rice Program	Yes		-	-		-
Accessory						
Steamer	304 Stainless Steel Sugar-removing Basket		Stand	Basket		Stand
Rice Scoop	Yes		Yes	Yes		Yes
Soup Scoop	Yes		Yes	Yes		-
Measuring Cup	90ml & 180ml		Yes	Yes		Yes
Net Weight (kg)	5.1	6.1	4.4	3.2	3.9	4.5
Size (W x D x H) (mm)	242 x 315 x 220	290 x 367 x 247	287 x 393 x 254	271 x 368 x 212	287 x 393 x 254	280 x 352 x 249
Warranty	1 Year	1 Year	1 Year	1 Year	1 Year	1 Year

TOSHIBA

PRODUCT SPECIFICATIONS



SPECIFICATIONS

Model	RC-18JH1NMY	RC-18JR1NMY	RC-T10CEMY(GD) RC-T10CEMY(GY)	RC-T18CEMY(GD) RC-T18CEMY(GY)	RC-T28CEMY(GY)
Capacity (L)	1.8	1.8	1.0	1.8	2.8
Voltage (V)	220-240	220-240	240	240	240
Heater Power					
Ratings (W)	650-774	650-774	500	700	1000
Lid Heater	-	Yes	-	-	-
Body					
Color	White	Gold	Gold RC-T10CEMY(GD) Grey RC-T10CEMY(GY)	Gold RC-T18CEMY(GD) Grey RC-T18CEMY(GY)	Grey
Material	Metal with Painting	Gold Metal	Metal	Metal	Metal
Upper Lid Color	White	White	Stainless Steel	Stainless Steel	Stainless Steel
Inner Pan					
Inner Coating	Grey Non-stick Coating	Grey Non-stick Coating	Aluminum alloy with non-stick coating	Aluminum alloy with non-stick coating	Aluminum alloy with non-stick coating
Thickness (mm)	1.0	1.7	1.0	1.0	1.0
Inner Lid					
Material Inner Lid	Aluminum	Aluminum	-	-	-
Detachable	Yes	Yes	-	-	-
Steam Vent / Cap	Detachable Vent	-	-	-	-
Vapour Holder	Yes	Yes	-	-	-
Menu Contents	Cook, Warm	Cook, Warm	Cook, Warm	Cook, Warm	Cook, Warm
Accessory					
Steam Basket	Yes	Yes	-	-	-
Rice Scoop	Yes	Yes	Yes	Yes	Yes
Measuring Cup	Yes	Yes	Yes	Yes	Yes
Net Weight (kg)	2.4	2.8	1.6	2.1	3
Size (W x D x H) (mm)	280 x 263 x 289	280 x 263 x 289	288 x 235 x 221	327 x 273 x 245	370 x 310 x 280
Warranty	1 Year	1 Year	1 Year	1 Year	1 Year

KETTLE

Enjoy...Quality life



Strix Thermostat

Equipped with the world's leading British Strix Thermostat, it provides a precise temperature control to ensure the water is fully boiling. It is auto shut-off after water boils and with boil-dry protection, which eliminates the risks associated with using low quality components. It is long lasting which is tested up to 10,000 times.



Boil Water Faster With 1800W Power

This 1800W kettle boils water faster, so you'll never wait long for your much-needed brew.



304 FoodGrade Quality

It comes with food grade materials, the finest durable #304 stainless steel for interior and inner lid. It is created with high level of nickel so gathers rust hardly, besides, it is no unpleasant taste and smell. The premium quality craftsmanship matters.



CoolTouch*

This kettle is intelligently designed with a double wall that prevents you from getting burned when the kettle is operating.



Extra-wide Lid Open & Anti-splash Lid*



Concealed Heating Element & Seamless Interior*

* For KT-17DRINMY only

TOSHIBA



Model : KT-17SH1NMY (1.7 Litre)

- Concealed Heating Element
- Anti-splash Lid
- 360° Rotating Base For Easy Serving
- Non-flammable Material



#304
Stainless
steel



Auto
Shut-off
Protection



Cordless
Base



Durable Strix
Thermostat



Rotating
Base



Fast Boil



1.7L



Model : KT-17DR1NMY (1.7 Litre)

- Double Wall For Safe Touch
- Concealed Heating Element
- Seamless Interior, Easy Cleaning
- Anti-splash Lid
- Large Caliber For Easy Cleaning
- 360° Rotating Base For Easy Serving
- Non-flammable Material



#304
Stainless
steel



Auto
Shut-off
Protection



Cordless
Base



Seamless
Interior



Large
Caliber



Rotating
Base



Durable Strix
Thermostat



Fast Boil



CoolTouch



1.7L

DIGITAL ELECTRIC POT



Model : PLK-45SFIM (WT) (4.5 Litre)

- Energy Saving Mode with Light Sensor Technology
- 6 Hours Energy Saving Timer
- Chlorine Odor Reducing Function
- Triple Safety Design
- Water Empty Sensor
- Memory Function
- Adjustable Temperatures 60/85/98°C



Light Sensor
Technology



Triple Safety
Design



Full Boil



Healthy
Flon



Dual Pouring
Speeds

PLK-45SFIM designed for convenience. It has an automatic re-boiling function which means you will always have hot water ready whenever you need it. It also has self-cleaning program and triple safety design to ensure safe operation and easy maintenance.

PRODUCT SPECIFICATIONS



SPECIFICATIONS

Model	KT-17SH1NMY	KT-17DR1NMY
Color	Stainless Steel + Black	Stainless Steel + Black
Capacity (L)	1.7	1.7
Voltage / Frequency (V/Hz)	220-240 / 50-60	220-240 / 50-60
Power Input (W)	1850-2200	1800-2150
Strix Thermostat	Yes	Yes
SUS 304 Food Grade Stainless Steel	Yes	Yes
Concealed Heating Element	Yes	Yes
Stainless Steel Anti-splash Lid	Yes	Yes
Extra-wide Lid Open	-	Yes
Double Wall CoolTouch	-	Yes (Dual Stainless Steel Layer)
Seamless Interior	-	Yes
Weight (kg)	0.95	1.22
Size (W x D x H) (mm)	215 x 150 x 240	214 x 160 x 245
Warranty	1 Year	1 Year



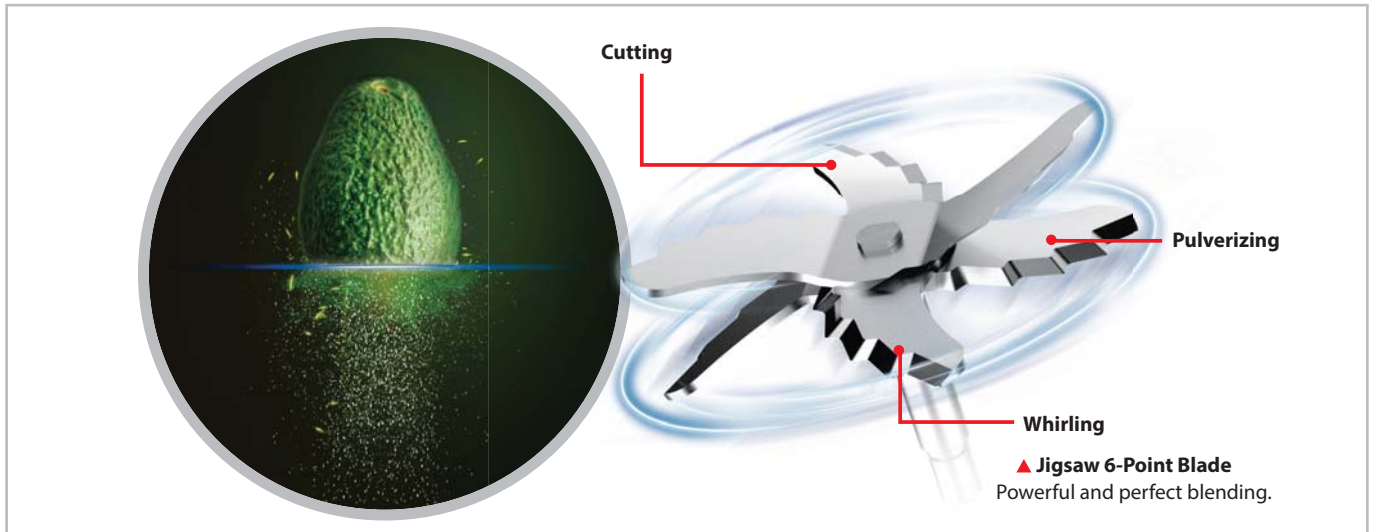
SPECIFICATIONS

Model	PLK-45SFIM (WT)
Category	Digital Electric Pot
Capacity (L)	4.5
Body Material	Thermos Tolerant Plastic
Inner Coating	Healthy Flon
Color	White
Power Consumption (W)	700
Voltage / Frequency (V/Hz)	220-240 / 50-60
Energy Saving	Light Sensor Power Saving, Energy Saving Timer
Water Supply System	Electric Pump
LCD Intelligent Display	Yes
Temperature Adjustable (°C)	60 / 85 / 98
Soft / Normal Pouring Water Supply	Yes
Full Boil / Reboil	Yes
Temperature Setting Memory	Yes
Rotatable Base	Yes
Safe / Clean	Water Empty Sensor, Self-cleaning Container, Triple Lock, Chlorine Odor Reducing Function
Weight (kg)	2.7
Size (W x D x H) (mm)	306 x 283 x 224
Warranty	1 Year

TOSHIBA

BLENDER

Features with a 6-point stainless steel blade for perfect crushing and chopping everytime.



Jigsaw Blades

Grinding, Crushing And Blending Made Easier

The blade is one of the key element of the blender performance. It comes with the innovative JIGSAW blades, that is made of serrated full stainless steel. It has 6-point to cut, pulverize and whirl food at multiple angles to deliver the smooth and silky texture.

Enjoy the creamy texture without worry about leaving pieces while blending.



Powerful 700-watt Motor

This blender has a power consumption capacity of 700 watts, allowing for powerful yet quiet processing.



Multi-functionality

Different speed / function for more effective depends on ingredient blending.



Grinder

Model : BL-70PR1NMY (2.0 Litre)

- 1.5 Effective Capacity
- 700W
- 3-speed Control
- Smoothie
- Interlock Protection
- Jigsaw 6-point Blade
- Anti-slip Feet
- Ice Crush
- Pulse / Clean
- Come with Grinder



Grinder



3-speed



BPA Free
100%



2x
Protection



Pulse
Function



Multi-
functionality



2.0L AS Jug



Anti-slip
Feet



Juice Filter

Food Processor

Grinder

Model : BL-70PR2NMY (2.0 Litre)

- 1.5 Effective Capacity
- 700W
- 3-speed Control
- Smoothie
- Come with Grinder, Food Processor & Juice Filter
- Jigsaw 6-point Blade
- Anti-slip Feet
- Ice Crush
- Pulse / Clean
- Interlock Protection



Grinder



Food
Processor



3-speed



Juice
Strainer



BPA Free
100%



2x
Protection



Pulse
Function



Multi-
functionality



2.0L AS Jug



Anti-slip
Feet

The blender is versatile for crushing ice, pulverizing, grinding and much more. The 4-point blade delivers powerful and perfect results. This blender has simple 2-speed knob control and pulse function for easy operation.



Carrot Grinder



Vege Grinder



Chili Grinder



Meat Grinder



Peanuts Grinder



600-watt Motor

2X durability with 25000 RPM



Model : BL-60PHNMY

- 1.5 Effective Capacity
- 600W
- 2-speed Knob Control
- Pulse / Ice Crush



Pulse
Function



Removable
Blade



Grinder Jar
Included






Simple
2-speed Knob

TOSHIBA

PRODUCT SPECIFICATIONS




SPECIFICATIONS

Model	BL-70PR1NMY	BL-70PR2NMY	BL-60PHNMY
Capacity (L)	1.5		1.5
Voltage (V) / Frequency (Hz)	220-240 / 50~60		220-240 / 50~60
Power Input (W)	700		600
Housing Material	Plastic		Plastic
Up-lid Material	Plastic		Plastic
Interface Way	Digital		Mechanical
Color	White & Silver		White
Full Stainless Steel Blade	6 Slices Blade	6 Slices Blade	4 Slices Blade
Base Security Lock	Yes	Yes	Yes
0.4L AS Grinder Cup	Yes	Yes	Yes
6 Programed Quick Buttons For Easier Operation	Yes	Yes	-
Anti-slip Rubber Feet	Yes	Yes	-
Juice Filter	-	Yes	-
Food Processer	-	Yes	-
Net Weight (kg)	1.9		1.5
Size (W x D x H) (mm)	161 x 161 x 395		175 x 195 x 384
Accessory			
Warranty	1 Year	1 Year	1 Year


FAN

Excellent Blowing Experience Coolness in the House.



Powerful Motor*

The ball bearing motor provides large air volume than the usual motor, as well as more durable.



Dual-channel Air*

The innovative fan guard design creates dual-channel air, effectively increasing the pressure of the air.



11m Blowing Distance*

With 280m/min air speed, it brings coolness to the entire house.

*For model F-SYA10(G)MY & F-TSA20(G)MY

TOSHIBA



**16" Table Fan
Model : F-TSA20(G)MY**

- 16 Inch (5 Blades)
- Powerful Motor
- 3-Speed Operation
- Dual Channel Air Fan Guard
- 11m Long-distance Blowing



**12" Table Fan
Model : F-TSA10(G)MY**

- 12 Inch (3 Blades)
- 3-Speed Levels
- Easy Mechanical Operation




**Wall Fan with Remote Control
Model : F-WSA20(W)MY**

- 16 Inch (3 Blades)
- Powerful Motor
- Remote Control Operation
- 3-Speed Levels
- 6-hour Timer



**Wall Fan
Model : F-WSA10(W)MY**

- 16 Inch (3 Blades)
- Flexible Neck Adjustment
- 3-Speed ON/ OFF Pull Switch
- Oscillation Control by Pull Switch



**Stand Fan with Timer
Model : F-LSA10(W)MY**

- 16 Inch (5 Blades)
- 2-hour Timer
- 3-Speed Levels
- Easy Mechanical Operation



**Stand Fan
Model : F-SYA10(G)MY**

- 16 Inch (5 Blades)
- Powerful Motor
- 3-Speed Levels
- Dual Channel Air Fan Guard
- 11m Long-distance Blowing

PRODUCT SPECIFICATIONS



SPECIFICATIONS

Model	F-LSA10(W)MY	F-SYA10(G)MY	F-TSA20(G)MY	F-TSA10(G)MY	F-WSA20(W)MY	F-WSA10(W)MY
Category	Stand Fan	Stand Fan	Table Fan	Table Fan	Wall Fan	Wall Fan
Blade Diameter (mm/inch)	400/16	400/16	400/16	300/12	400/16	400/16
Number of Blade	5	5	5	3	3	3
Material of Blade	ABS	ABS	ABS	ABS	ABS	ABS
Dual Channel Air Fan Guard	-	Yes	Yes	-	-	-
Powerful Motor	-	Yes	Yes	-	-	-
11m Long-distance Blowing	-	Yes	Yes	-	-	-
Oscillation Horizontal (°)	85	80	80	80	80	80
Timer Off (Hour)	Up To 2	-	-	-	1/ 2/ 4/ 6	-
Mode Normal	Speed 1-3	Speed 1-3	Speed 1-3	Speed 1-3	Speed 1-3	Speed 1-3
Mode Simulating Nature	-	-	-	-	Level 1-3	-
Mode Slumberous	-	-	-	-	Level 1-3	-
Remote Control	-	-	-	-	Yes	-
Adjustable Height of Unit	Yes	Yes	-	-	-	-
Power Supply (V)	220-240	220-240	220-240	220-240	220-240	220-240
Power Consumption (W)	50	55	55	45	55	55
Color	White	Light Grey	Light Grey	Light Grey	White	White
Net Weight (kg)	7.2	7.0	3.4	2.8	3.6	3.6
Size (W x D x H) (mm)	452 x 400 x 1370	455 x 400 x 1330	452 x 290 x 600	300 x 240 x 560	452 x 350 x 540	452 x 350 x 540
Warranty	1 Year	1 Year	1 Year	1 Year	1 Year	1 Year

#DetailsMatter

Website: **toshiba-lifestyle.com/my**
Customer line: **1-300-88-7899**



Website



Catalogue



Product Registration

Toshiba Sales And Services Sdn. Bhd. (Company No: 32538-D)

Ground Floor & Level 5, Bangunan Palm Grove II, No: 12, Jalan Glenmarie (Persiaran Kerjaya) Section U1, 40150 Shah Alam, Malaysia.

• **Selangor** tel: 03-5565 8000 fax: 03-5565 8080 **Service Centre:** 1-300-88-7899 fax: 03-5565 8080 • **Penang** 04-506 2933 / 04-502 2933 • **Perak** 05-3214 099
• **Johor** 07-3536 988 / 07-3510 479 • **Melaka** 06-2829 682 • **Pahang** 09-505 4482 • **Kelantan** 09-744 3461 • **Sabah** 088-437 787 • **Sarawak** 082-503 670

    **Toshiba Lifestyle Malaysia**

* Product size, product weight, and related specifications are theoretical values only, actual measurements between individual products may vary.

* All specifications are subject to the actual product and change without prior notice.

* Color tone of actual products may differ from those featured in this catalogue.

* Printed as in Dec 2022